










# SPOTlight: School Year 2022-2023

William T. Tilden School			
School Code	1130	Principal Name	Timeka Ford Smith
Sector	District	Address	6601 Elmwood Ave
Network	Network 10	Phone	215 400 8170
Report Type	Middle School	Admission Category	Catchment
Receives HS Report	No	October 1 Enrollment	329
Grades in Report	5 8		
Website	tilden.philasd.org		

## School Performance Outcomes Table

CONDITIONS FOR SUCCESS				
Metric Name	2021-22 Results	2022-23 Results	2022-23 Progress	Metric Description
Student Attendance	50.5%	69.3%	+18.8 %-pts 	Percentage of students attending 90% or more of instructional days
Teacher Attendance	75.0%	71.0%	-4.0 %-pts 	Percentage of teachers attending 90% or more of work days
Student Dropouts (Grades 7-8)	3	4	+1 	Number of students no longer enrolled, and who did not transfer or graduate

ACADEMIC GOALS						
Metric Name	2021-22 Results	2022-23 Results	2022-23 Progress	2021-22 Results	2022-23 Results	2022-23 Progress
<b>Goals 1-3: Grades 3-8</b>	<b>PSSA/PASA Proficient or Advanced</b>			<b>PSSA/PASA Below Basic</b>		
Grade 3 Reading	Not Applicable			Not Applicable		
Grade 3 - 8 Reading	19.1%	16.5%	-2.6 %-pts 	33.5%	39.2%	+5.7 %-pts 
Grade 3 Math	Not Applicable			Not Applicable		
Grade 3 - 8 Math	3.3%	3.5%	+0.2 %-pts 	88.7%	85.6%	-3.1 %-pts 
Grade 4 and 8 Science	13.0%	16.2%	+3.2 %-pts 	64.9%	63.6%	-1.3 %-pts 

All SPOTlight indicator colors are based on unrounded changes in results. Percentage point changes are rounded to the nearest tenth for display.

SPOTlight Legend:	Improving 	Maintaining 	Not Improving 
-------------------	---	--	---

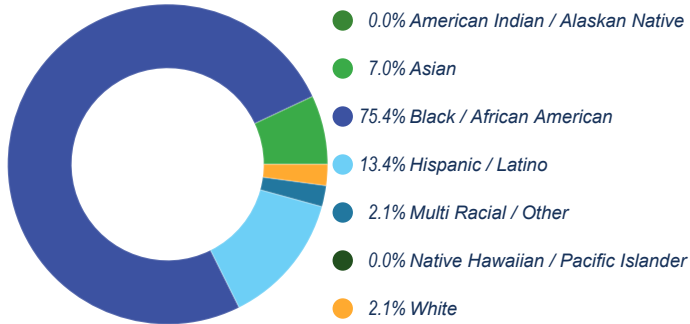


# William T. Tilden School

## 2022-2023 SCHOOL PROGRESS REPORT ON EDUCATION AND EQUITY

School Code | 1130 Sector | District Network | Network 10  
Principal Name | Timeka Ford-Smith  
Address | 6601 Elmwood Ave Phone | 215-400-8170  
Website | tilden.philasd.org Report Type | Middle School  
Grades in Report | 5-8 Admissions Category | Catchment  
Receives HS Report | No Oct 1 Enrollment | 329

### Student Enrollment and Demographics



**404**

# of Students Served Over the Full Year

**22.8%**

% of Students with IEPs

**22.5%**

% of Students Identified as English Learners

**85.7%**

% of Students Identified as Economically Disadvantaged

### Student Attendance

**50.5%**

% of Students Attending at Least 95% of Instructional Days

**69.3%**

% of Students Attending at Least 90% of Instructional Days

Score Level	Performance	Improvement	Level
Not Applicable for 2022-2023	Black / African American		
Performance Insufficient Data for Score	Insufficient Data for Score	<b>50.0%</b>	NA
	Hispanic / Latino		
Improvement Improving in 5 out of 10 Eligible Metrics <b>50.0%</b>	Insufficient Data for Score	Insufficient Data for Score	NA
	Multi Racial / Other		
Goal Performance (All Students)	Insufficient Data for Score	Insufficient Data for Score	NA
GOAL 1   PSSA ELA: % of Students Proficient or Advanced, Grades 3-8	White		
<b>Score: 16.5%</b>	Insufficient Data for Score	Insufficient Data for Score	NA
<b>NOT IMPROVING</b> -2.6 From Prior Year	American Indian / Alaskan Native		
GOAL 2   PSSA ELA: % of Students Proficient or Advanced, Grade 3	Insufficient Data for Score	Insufficient Data for Score	NA
	Asian		
<b>Not Applicable</b>	Insufficient Data for Score	Insufficient Data for Score	NA
GOAL 3   PSSA Math: % of Students Proficient or Advanced, Grades 3-8	Native Hawaiian / Pacific Islander		
	Insufficient Data for Score	Insufficient Data for Score	NA
<b>Score: 3.5%</b>	English Learners		
<b>MAINTAINING</b> +0.2 From Prior Year	Insufficient Data for Score	Insufficient Data for Score	NA
● Improving ● Maintaining ● Not Improving ● Not Applicable	Students with IEPs		
	Insufficient Data for Score	<b>66.7%</b>	NA
	Economically Disadvantaged		
	Insufficient Data for Score	<b>50.0%</b>	NA

# Climate, Culture & Opportunity

## Conditions for Success

School Code | 1130 School Name | William T. Tilden School

### % of Students Attending 90%+ of Days

#### All Students

404 Students

Score: 69.3%



IMPROVING

+18.8 From Prior Year



### % of Students Attending

Greater Than 95% of Instructional Days

50.5%

90-95% of Instructional Days

18.8%

85-90% of Instructional Days

13.6%

80-85% of Instructional Days

5.5%

Less than 80% of Instructional Days

11.6%

### Number of Dropouts

#### All Students

Grades 7-8

Students: 4

NOT IMPROVING

+1.0 From Prior Year



### % of Students Receiving Zero Out-of-School Suspensions

#### All Students

404 Students

Score: 92.6%



IMPROVING

+2.9 From Prior Year



\* Schools that are performing at the most positive value for a metric automatically receive a label of "Improving", even if no change in performance occurred.

# Climate, Culture & Opportunity

## Conditions for Success

School Code | 1130 School Name | William T. Tilden School

### % of Teachers Attending 90%+ of Days

#### All Teachers

31 Teachers

**Score: 71.0%**



**NOT IMPROVING**

-4.0 From Prior Year



### Additional Teacher Metrics

**0.0%**

% of Teachers Rated as Distinguished

**100.0%**

% of Teachers Rated as Proficient

**62.1%**

Year-to-Year Teacher Retention

\* Schools that are performing at the most positive value for a metric automatically receive a label of "Improving", even if no change in performance occurred.

# Reading: Every Student Reads On or Above Grade Level

## Goal 1 - PSSA Reading Proficiency, Grades 3-8

School Code | 1130 School Name | William T. Tilden School

PSSA ELA: % of Students Proficient or Advanced, Grades 3-8	PSSA ELA: % of Students Below Basic, Grades 3-8
<b>All Students</b> <i>51 out of 309 Students</i> <b>Score: 16.5%</b> <div style="display: flex; align-items: center; gap: 10px;"> <span style="background-color: #c00000; color: white; padding: 2px 5px; border-radius: 10px;">NOT IMPROVING</span> <span>-2.6 From Prior Year</span> <span style="color: red; font-size: 24px;">✘</span> </div>	<b>All Students</b> <i>121 out of 309 Students</i> <b>Score: 39.2%</b> <div style="display: flex; align-items: center; gap: 10px;"> <span style="background-color: #c00000; color: white; padding: 2px 5px; border-radius: 10px;">NOT IMPROVING</span> <span>+5.7 From Prior Year</span> <span style="color: red; font-size: 24px;">✘</span> </div>
<b>Black / African American</b> <i>39 out of 237 Students</i> <b>Score: 16.5%</b> <div style="display: flex; align-items: center; gap: 10px;"> <span style="background-color: #c00000; color: white; padding: 2px 5px; border-radius: 10px;">NOT IMPROVING</span> <span>-1.2 From Prior Year</span> <span style="color: red; font-size: 24px;">✘</span> </div>	<b>Black / African American</b> <i>90 out of 237 Students</i> <b>Score: 38.0%</b> <div style="display: flex; align-items: center; gap: 10px;"> <span style="background-color: #c00000; color: white; padding: 2px 5px; border-radius: 10px;">NOT IMPROVING</span> <span>+4.8 From Prior Year</span> <span style="color: red; font-size: 24px;">✘</span> </div>
<b>Hispanic / Latino</b> <i>7 out of 39 Students</i> <b>Score: 18.0%</b> <div style="display: flex; align-items: center; gap: 10px;"> <span style="background-color: #ffc000; color: white; padding: 2px 5px; border-radius: 10px;">MAINTAINING</span> <span>-1.0 From Prior Year</span> <span style="color: orange; font-size: 24px;">—</span> </div>	<b>Hispanic / Latino</b> <i>23 out of 39 Students</i> <b>Score: 59.0%</b> <div style="display: flex; align-items: center; gap: 10px;"> <span style="background-color: #c00000; color: white; padding: 2px 5px; border-radius: 10px;">NOT IMPROVING</span> <span>+15.8 From Prior Year</span> <span style="color: red; font-size: 24px;">✘</span> </div>
<b>Multi Racial / Other</b> <p style="text-align: center;">Insufficient Sample</p>	<b>Multi Racial / Other</b> <p style="text-align: center;">Insufficient Sample</p>
<b>White</b> <p style="text-align: center;">Insufficient Sample</p>	<b>White</b> <p style="text-align: center;">Insufficient Sample</p>
<b>American Indian / Alaskan Native</b> <p style="text-align: center;">Insufficient Sample</p>	<b>American Indian / Alaskan Native</b> <p style="text-align: center;">Insufficient Sample</p>
<b>Asian</b> <i>3 out of 21 Students</i> <b>Score: 14.3%</b> <div style="display: flex; align-items: center; gap: 10px;"> <span style="background-color: #808080; color: white; padding: 2px 5px; border-radius: 10px;">Not Applicable</span> <span>No Data Prior Year</span> <span style="color: gray; font-size: 24px;">○</span> </div>	<b>Asian</b> <i>5 out of 21 Students</i> <b>Score: 23.8%</b> <div style="display: flex; align-items: center; gap: 10px;"> <span style="background-color: #808080; color: white; padding: 2px 5px; border-radius: 10px;">Not Applicable</span> <span>No Data Prior Year</span> <span style="color: gray; font-size: 24px;">○</span> </div>
<b>Native Hawaiian / Pacific Islander</b> <p style="text-align: center;">Insufficient Sample</p>	<b>Native Hawaiian / Pacific Islander</b> <p style="text-align: center;">Insufficient Sample</p>
<b>English Learners</b> <i>6 out of 64 Students</i> <b>Score: 9.4%</b> <div style="display: flex; align-items: center; gap: 10px;"> <span style="background-color: #c00000; color: white; padding: 2px 5px; border-radius: 10px;">NOT IMPROVING</span> <span>-4.1 From Prior Year</span> <span style="color: red; font-size: 24px;">✘</span> </div>	<b>English Learners</b> <i>38 out of 64 Students</i> <b>Score: 59.4%</b> <div style="display: flex; align-items: center; gap: 10px;"> <span style="background-color: #c00000; color: white; padding: 2px 5px; border-radius: 10px;">NOT IMPROVING</span> <span>+17.1 From Prior Year</span> <span style="color: red; font-size: 24px;">✘</span> </div>
<b>Students with IEPs</b> <i>11 out of 73 Students</i> <b>Score: 15.1%</b> <div style="display: flex; align-items: center; gap: 10px;"> <span style="background-color: #ffc000; color: white; padding: 2px 5px; border-radius: 10px;">MAINTAINING</span> <span>-0.2 From Prior Year</span> <span style="color: orange; font-size: 24px;">—</span> </div>	<b>Students with IEPs</b> <i>38 out of 73 Students</i> <b>Score: 52.1%</b> <div style="display: flex; align-items: center; gap: 10px;"> <span style="background-color: #008000; color: white; padding: 2px 5px; border-radius: 10px;">IMPROVING</span> <span>-3.6 From Prior Year</span> <span style="color: green; font-size: 24px;">✔</span> </div>
<b>Economically Disadvantaged</b> <i>48 out of 273 Students</i> <b>Score: 17.6%</b> <div style="display: flex; align-items: center; gap: 10px;"> <span style="background-color: #c00000; color: white; padding: 2px 5px; border-radius: 10px;">NOT IMPROVING</span> <span>-1.7 From Prior Year</span> <span style="color: red; font-size: 24px;">✘</span> </div>	<b>Economically Disadvantaged</b> <i>103 out of 273 Students</i> <b>Score: 37.7%</b> <div style="display: flex; align-items: center; gap: 10px;"> <span style="background-color: #c00000; color: white; padding: 2px 5px; border-radius: 10px;">NOT IMPROVING</span> <span>+6.4 From Prior Year</span> <span style="color: red; font-size: 24px;">✘</span> </div>

\* Schools that are performing at the most positive value for a metric automatically receive a label of "Improving", even if no change in performance occurred.

# Reading: Every Student Reads On or Above Grade Level

## Goal 2 - PSSA Reading Proficiency, Grade 3

School Code | 1130 School Name | William T. Tilden School

PSSA ELA: % of Students Proficient or Advanced, Grade 3	PSSA ELA: % of Students Below Basic, Grade 3
<p>All Students</p> <p style="text-align: center;">Not Applicable</p>	<p>All Students</p> <p style="text-align: center;">Not Applicable</p>
<p>Black / African American</p> <p style="text-align: center;">Not Applicable</p>	<p>Black / African American</p> <p style="text-align: center;">Not Applicable</p>
<p>Hispanic / Latino</p> <p style="text-align: center;">Not Applicable</p>	<p>Hispanic / Latino</p> <p style="text-align: center;">Not Applicable</p>
<p>Multi Racial / Other</p> <p style="text-align: center;">Not Applicable</p>	<p>Multi Racial / Other</p> <p style="text-align: center;">Not Applicable</p>
<p>White</p> <p style="text-align: center;">Not Applicable</p>	<p>White</p> <p style="text-align: center;">Not Applicable</p>
<p>American Indian / Alaskan Native</p> <p style="text-align: center;">Not Applicable</p>	<p>American Indian / Alaskan Native</p> <p style="text-align: center;">Not Applicable</p>
<p>Asian</p> <p style="text-align: center;">Not Applicable</p>	<p>Asian</p> <p style="text-align: center;">Not Applicable</p>
<p>Native Hawaiian / Pacific Islander</p> <p style="text-align: center;">Not Applicable</p>	<p>Native Hawaiian / Pacific Islander</p> <p style="text-align: center;">Not Applicable</p>
<p>English Learners</p> <p style="text-align: center;">Not Applicable</p>	<p>English Learners</p> <p style="text-align: center;">Not Applicable</p>
<p>Students with IEPs</p> <p style="text-align: center;">Not Applicable</p>	<p>Students with IEPs</p> <p style="text-align: center;">Not Applicable</p>
<p>Economically Disadvantaged</p> <p style="text-align: center;">Not Applicable</p>	<p>Economically Disadvantaged</p> <p style="text-align: center;">Not Applicable</p>

\* Schools that are performing at the most positive value for a metric automatically receive a label of "Improving", even if no change in performance occurred.

# Math & Science: Every Student Performs On or Above Grade Level

## Goal 3 - PSSA Math Proficiency, Grades 3-8

School Code | 1130 School Name | William T. Tilden School

PSSA Math: % of Students Proficient or Advanced, Grades 3-8	PSSA Math: % of Students Below Basic, Grades 3-8
<b>All Students</b> <i>11 out of 319 Students</i> <b>Score: 3.5%</b> <div style="display: flex; align-items: center; gap: 10px;"> <div style="background-color: #ffc107; border-radius: 10px; padding: 5px 10px;">MAINTAINING</div> <div style="text-align: center;">+0.2 From Prior Year</div> <div style="background-color: #ffc107; border-radius: 50%; width: 20px; height: 20px; display: flex; align-items: center; justify-content: center;">—</div> </div>	<b>All Students</b> <i>273 out of 319 Students</i> <b>Score: 85.6%</b> <div style="display: flex; align-items: center; gap: 10px;"> <div style="background-color: #28a745; border-radius: 10px; padding: 5px 10px;">IMPROVING</div> <div style="text-align: center;">-3.1 From Prior Year</div> <div style="background-color: #28a745; border-radius: 50%; width: 20px; height: 20px; display: flex; align-items: center; justify-content: center;">✓</div> </div>
<b>Black / African American</b> <i>7 out of 240 Students</i> <b>Score: 2.9%</b> <div style="display: flex; align-items: center; gap: 10px;"> <div style="background-color: #ffc107; border-radius: 10px; padding: 5px 10px;">MAINTAINING</div> <div style="text-align: center;">+0.2 From Prior Year</div> <div style="background-color: #ffc107; border-radius: 50%; width: 20px; height: 20px; display: flex; align-items: center; justify-content: center;">—</div> </div>	<b>Black / African American</b> <i>209 out of 240 Students</i> <b>Score: 87.1%</b> <div style="display: flex; align-items: center; gap: 10px;"> <div style="background-color: #28a745; border-radius: 10px; padding: 5px 10px;">IMPROVING</div> <div style="text-align: center;">-3.6 From Prior Year</div> <div style="background-color: #28a745; border-radius: 50%; width: 20px; height: 20px; display: flex; align-items: center; justify-content: center;">✓</div> </div>
<b>Hispanic / Latino</b> <i>2 out of 45 Students</i> <b>Score: 4.4%</b> <div style="display: flex; align-items: center; gap: 10px;"> <div style="background-color: #ffc107; border-radius: 10px; padding: 5px 10px;">MAINTAINING</div> <div style="text-align: center;">-0.9 From Prior Year</div> <div style="background-color: #ffc107; border-radius: 50%; width: 20px; height: 20px; display: flex; align-items: center; justify-content: center;">—</div> </div>	<b>Hispanic / Latino</b> <i>38 out of 45 Students</i> <b>Score: 84.4%</b> <div style="display: flex; align-items: center; gap: 10px;"> <div style="background-color: #28a745; border-radius: 10px; padding: 5px 10px;">IMPROVING</div> <div style="text-align: center;">-2.4 From Prior Year</div> <div style="background-color: #28a745; border-radius: 50%; width: 20px; height: 20px; display: flex; align-items: center; justify-content: center;">✓</div> </div>
<b>Multi Racial / Other</b> <p style="text-align: center;">Insufficient Sample</p>	<b>Multi Racial / Other</b> <p style="text-align: center;">Insufficient Sample</p>
<b>White</b> <p style="text-align: center;">Insufficient Sample</p>	<b>White</b> <p style="text-align: center;">Insufficient Sample</p>
<b>American Indian / Alaskan Native</b> <p style="text-align: center;">Insufficient Sample</p>	<b>American Indian / Alaskan Native</b> <p style="text-align: center;">Insufficient Sample</p>
<b>Asian</b> <i>2 out of 22 Students</i> <b>Score: 9.1%</b> <div style="display: flex; align-items: center; gap: 10px;"> <div style="background-color: #28a745; border-radius: 10px; padding: 5px 10px;">IMPROVING</div> <div style="text-align: center;">+9.1 From Prior Year</div> <div style="background-color: #28a745; border-radius: 50%; width: 20px; height: 20px; display: flex; align-items: center; justify-content: center;">✓</div> </div>	<b>Asian</b> <i>16 out of 22 Students</i> <b>Score: 72.7%</b> <div style="display: flex; align-items: center; gap: 10px;"> <div style="background-color: #28a745; border-radius: 10px; padding: 5px 10px;">IMPROVING</div> <div style="text-align: center;">-7.3 From Prior Year</div> <div style="background-color: #28a745; border-radius: 50%; width: 20px; height: 20px; display: flex; align-items: center; justify-content: center;">✓</div> </div>
<b>Native Hawaiian / Pacific Islander</b> <p style="text-align: center;">Insufficient Sample</p>	<b>Native Hawaiian / Pacific Islander</b> <p style="text-align: center;">Insufficient Sample</p>
<b>English Learners</b> <i>2 out of 74 Students</i> <b>Score: 2.7%</b> <div style="display: flex; align-items: center; gap: 10px;"> <div style="background-color: #dc3545; border-radius: 10px; padding: 5px 10px;">NOT IMPROVING</div> <div style="text-align: center;">-2.8 From Prior Year</div> <div style="background-color: #dc3545; border-radius: 50%; width: 20px; height: 20px; display: flex; align-items: center; justify-content: center;">✗</div> </div>	<b>English Learners</b> <i>69 out of 74 Students</i> <b>Score: 93.2%</b> <div style="display: flex; align-items: center; gap: 10px;"> <div style="background-color: #dc3545; border-radius: 10px; padding: 5px 10px;">NOT IMPROVING</div> <div style="text-align: center;">+7.7 From Prior Year</div> <div style="background-color: #dc3545; border-radius: 50%; width: 20px; height: 20px; display: flex; align-items: center; justify-content: center;">✗</div> </div>
<b>Students with IEPs</b> <i>5 out of 74 Students</i> <b>Score: 6.8%</b> <div style="display: flex; align-items: center; gap: 10px;"> <div style="background-color: #dc3545; border-radius: 10px; padding: 5px 10px;">NOT IMPROVING</div> <div style="text-align: center;">-1.4 From Prior Year</div> <div style="background-color: #dc3545; border-radius: 50%; width: 20px; height: 20px; display: flex; align-items: center; justify-content: center;">✗</div> </div>	<b>Students with IEPs</b> <i>63 out of 74 Students</i> <b>Score: 85.1%</b> <div style="display: flex; align-items: center; gap: 10px;"> <div style="background-color: #28a745; border-radius: 10px; padding: 5px 10px;">IMPROVING</div> <div style="text-align: center;">-1.2 From Prior Year</div> <div style="background-color: #28a745; border-radius: 50%; width: 20px; height: 20px; display: flex; align-items: center; justify-content: center;">✓</div> </div>
<b>Economically Disadvantaged</b> <i>11 out of 274 Students</i> <b>Score: 4.0%</b> <div style="display: flex; align-items: center; gap: 10px;"> <div style="background-color: #ffc107; border-radius: 10px; padding: 5px 10px;">MAINTAINING</div> <div style="text-align: center;">+0.5 From Prior Year</div> <div style="background-color: #ffc107; border-radius: 50%; width: 20px; height: 20px; display: flex; align-items: center; justify-content: center;">—</div> </div>	<b>Economically Disadvantaged</b> <i>231 out of 274 Students</i> <b>Score: 84.3%</b> <div style="display: flex; align-items: center; gap: 10px;"> <div style="background-color: #28a745; border-radius: 10px; padding: 5px 10px;">IMPROVING</div> <div style="text-align: center;">-4.3 From Prior Year</div> <div style="background-color: #28a745; border-radius: 50%; width: 20px; height: 20px; display: flex; align-items: center; justify-content: center;">✓</div> </div>

\* Schools that are performing at the most positive value for a metric automatically receive a label of "Improving", even if no change in performance occurred.

# Math & Science: Every Student Performs On or Above Grade Level

## PSSA Math Proficiency, Grade 3

School Code | 1130 School Name | William T. Tilden School

PSSA Math: % of Students Proficient or Advanced, Grade 3	PSSA Math: % of Students Below Basic, Grade 3
<p>All Students</p> <p style="text-align: center;"><b>Not Applicable</b></p>	<p>All Students</p> <p style="text-align: center;"><b>Not Applicable</b></p>
<p>Black / African American</p> <p style="text-align: center;"><b>Not Applicable</b></p>	<p>Black / African American</p> <p style="text-align: center;"><b>Not Applicable</b></p>
<p>Hispanic / Latino</p> <p style="text-align: center;"><b>Not Applicable</b></p>	<p>Hispanic / Latino</p> <p style="text-align: center;"><b>Not Applicable</b></p>
<p>Multi Racial / Other</p> <p style="text-align: center;"><b>Not Applicable</b></p>	<p>Multi Racial / Other</p> <p style="text-align: center;"><b>Not Applicable</b></p>
<p>White</p> <p style="text-align: center;"><b>Not Applicable</b></p>	<p>White</p> <p style="text-align: center;"><b>Not Applicable</b></p>
<p>American Indian / Alaskan Native</p> <p style="text-align: center;"><b>Not Applicable</b></p>	<p>American Indian / Alaskan Native</p> <p style="text-align: center;"><b>Not Applicable</b></p>
<p>Asian</p> <p style="text-align: center;"><b>Not Applicable</b></p>	<p>Asian</p> <p style="text-align: center;"><b>Not Applicable</b></p>
<p>Native Hawaiian / Pacific Islander</p> <p style="text-align: center;"><b>Not Applicable</b></p>	<p>Native Hawaiian / Pacific Islander</p> <p style="text-align: center;"><b>Not Applicable</b></p>
<p>English Learners</p> <p style="text-align: center;"><b>Not Applicable</b></p>	<p>English Learners</p> <p style="text-align: center;"><b>Not Applicable</b></p>
<p>Students with IEPs</p> <p style="text-align: center;"><b>Not Applicable</b></p>	<p>Students with IEPs</p> <p style="text-align: center;"><b>Not Applicable</b></p>
<p>Economically Disadvantaged</p> <p style="text-align: center;"><b>Not Applicable</b></p>	<p>Economically Disadvantaged</p> <p style="text-align: center;"><b>Not Applicable</b></p>

\* Schools that are performing at the most positive value for a metric automatically receive a label of "Improving", even if no change in performance occurred.



# Math & Science: Every Student Performs On or Above Grade Level

## PSSA Science Proficiency, Grades 4 and 8

School Code | 1130 School Name | William T. Tilden School

PSSA Science: % of Students Proficient or Advanced, Grades 4 & 8	PSSA Science: % of Students Below Basic, Grades 4 & 8
<b>All Students</b> <i>16 out of 99 Students</i> <b>Score: 16.2%</b> <div style="display: flex; align-items: center; gap: 10px;"> <div style="background-color: #28a745; color: white; padding: 5px 10px; border-radius: 15px;">IMPROVING</div> <div style="font-size: 0.8em;">+3.2 From Prior Year</div> <div style="font-size: 1.5em; color: #28a745;">✓</div> </div>	<b>All Students</b> <i>63 out of 99 Students</i> <b>Score: 63.6%</b> <div style="display: flex; align-items: center; gap: 10px;"> <div style="background-color: #28a745; color: white; padding: 5px 10px; border-radius: 15px;">IMPROVING</div> <div style="font-size: 0.8em;">-1.3 From Prior Year</div> <div style="font-size: 1.5em; color: #28a745;">✓</div> </div>
<b>Black / African American</b> <i>12 out of 70 Students</i> <b>Score: 17.1%</b> <div style="display: flex; align-items: center; gap: 10px;"> <div style="background-color: #28a745; color: white; padding: 5px 10px; border-radius: 15px;">IMPROVING</div> <div style="font-size: 0.8em;">+5.4 From Prior Year</div> <div style="font-size: 1.5em; color: #28a745;">✓</div> </div>	<b>Black / African American</b> <i>45 out of 70 Students</i> <b>Score: 64.3%</b> <div style="display: flex; align-items: center; gap: 10px;"> <div style="background-color: #28a745; color: white; padding: 5px 10px; border-radius: 15px;">IMPROVING</div> <div style="font-size: 0.8em;">-5.7 From Prior Year</div> <div style="font-size: 1.5em; color: #28a745;">✓</div> </div>
<b>Hispanic / Latino</b> Insufficient Sample	<b>Hispanic / Latino</b> Insufficient Sample
<b>Multi Racial / Other</b> Insufficient Sample	<b>Multi Racial / Other</b> Insufficient Sample
<b>White</b> Insufficient Sample	<b>White</b> Insufficient Sample
<b>American Indian / Alaskan Native</b> Insufficient Sample	<b>American Indian / Alaskan Native</b> Insufficient Sample
<b>Asian</b> Insufficient Sample	<b>Asian</b> Insufficient Sample
<b>Native Hawaiian / Pacific Islander</b> Insufficient Sample	<b>Native Hawaiian / Pacific Islander</b> Insufficient Sample
<b>English Learners</b> <i>4 out of 29 Students</i> <b>Score: 13.8%</b> <div style="display: flex; align-items: center; gap: 10px;"> <div style="background-color: #6c757d; color: white; padding: 5px 10px; border-radius: 15px;">Not Applicable</div> <div style="font-size: 0.8em;">No Data Prior Year</div> <div style="font-size: 1.5em; color: #6c757d;">○</div> </div>	<b>English Learners</b> <i>22 out of 29 Students</i> <b>Score: 75.9%</b> <div style="display: flex; align-items: center; gap: 10px;"> <div style="background-color: #6c757d; color: white; padding: 5px 10px; border-radius: 15px;">Not Applicable</div> <div style="font-size: 0.8em;">No Data Prior Year</div> <div style="font-size: 1.5em; color: #6c757d;">○</div> </div>
<b>Students with IEPs</b> <i>6 out of 23 Students</i> <b>Score: 26.1%</b> <div style="display: flex; align-items: center; gap: 10px;"> <div style="background-color: #28a745; color: white; padding: 5px 10px; border-radius: 15px;">IMPROVING</div> <div style="font-size: 0.8em;">+26.1 From Prior Year</div> <div style="font-size: 1.5em; color: #28a745;">✓</div> </div>	<b>Students with IEPs</b> <i>14 out of 23 Students</i> <b>Score: 60.9%</b> <div style="display: flex; align-items: center; gap: 10px;"> <div style="background-color: #28a745; color: white; padding: 5px 10px; border-radius: 15px;">IMPROVING</div> <div style="font-size: 0.8em;">-30.4 From Prior Year</div> <div style="font-size: 1.5em; color: #28a745;">✓</div> </div>
<b>Economically Disadvantaged</b> <i>13 out of 83 Students</i> <b>Score: 15.7%</b> <div style="display: flex; align-items: center; gap: 10px;"> <div style="background-color: #28a745; color: white; padding: 5px 10px; border-radius: 15px;">IMPROVING</div> <div style="font-size: 0.8em;">+3.4 From Prior Year</div> <div style="font-size: 1.5em; color: #28a745;">✓</div> </div>	<b>Economically Disadvantaged</b> <i>52 out of 83 Students</i> <b>Score: 62.7%</b> <div style="display: flex; align-items: center; gap: 10px;"> <div style="background-color: #28a745; color: white; padding: 5px 10px; border-radius: 15px;">IMPROVING</div> <div style="font-size: 0.8em;">-3.6 From Prior Year</div> <div style="font-size: 1.5em; color: #28a745;">✓</div> </div>

\* Schools that are performing at the most positive value for a metric automatically receive a label of "Improving", even if no change in performance occurred.